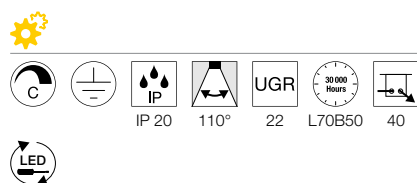
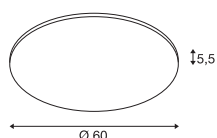
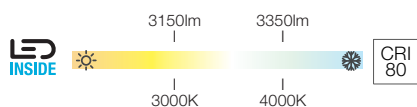
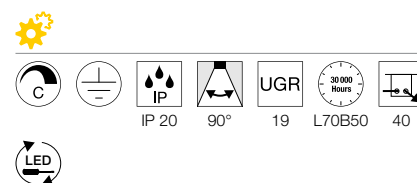
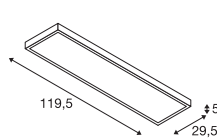
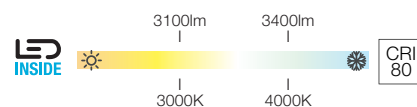



PANEL 60 CL, rund, PHASE



220-240V ~50/60Hz | 1000mA
Systemleistung: 42W
Material: Aluminium / Polymethylacrylat (PMMA)

PANEL CL, 1200x300mm, PHASE



220-240V ~50/60Hz | 1000mA
Systemleistung: 45W
Material: Aluminium / Polymethylacrylat (PMMA)

1000783, 1000784, 1000785, 1000786	3150lm 3350lm 3000K 4000K	A → G E
---	-----------------------------------	------------

Variante	Art. Nr.
3150lm 3000K CRI80 weiß	1000783
3350lm 4000K CRI80 weiß	1000784
3150lm 3000K CRI80 grau	1000785
3350lm 4000K CRI80 grau	1000786

1001505, 1001506, 1001508, 1001509	3100lm 3400lm 3000K 4000K	A → G F
---	-----------------------------------	------------

Variante	Art. Nr.
3100lm 3000K CRI80 weiß	1001505
3400lm 4000K CRI80 weiß	1001506
3100lm 3000K CRI80 grau	1001508
3400lm 4000K CRI80 grau	1001509

1000783 262

