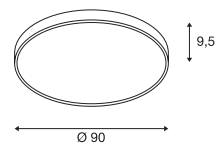
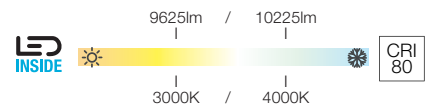





1001898 136

MEDO 90 AMBIENT CL, DALI



220-240V ~50/60Hz | 1000mA
Systemleistung: 78W
Material: Aluminium / Polycarbonat (PC)
• Abhängeset exkl.

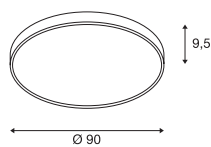
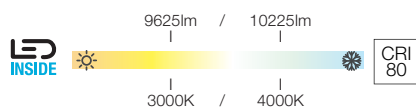


		A → G
Up/Down	9625/10225lm 3000/4000K	A G



■ Abhängeset 1,5m Art. Nr. 135250	
□ Abhängeset 1,5m Art. Nr. 135251	
■ Abhängeset 1,5m Art. Nr. 135254	
□ Abhängeset 5m Art. Nr. 1001950	
■ Abhängeset 5m Art. Nr. 1001951	
■ Abhängeset 5m Art. Nr. 1001952	

Variante	Art. Nr.
Up: 125/125lm 3000/4000K CRI80 Down: 9500/10100lm 3000/4000K CRI80	
■ schwarz	1001890
Up: 125/125lm 3000/4000K CRI80 Down: 9500/10100lm 3000/4000K CRI80	
□ weiß	1001891
Up: 125/125lm 3000/4000K CRI80 Down: 9500/10100lm 3000/4000K CRI80	
■ grau	1001892

MEDO 90 AMBIENT
CL, DALI

220-240V ~50/60Hz | 1000mA
Systemleistung: 78W
Material: Aluminium / Polycarbonat (PC)
• Abhängeset exkl.

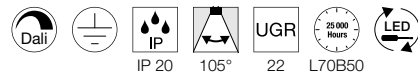
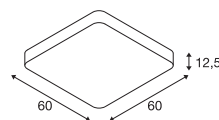
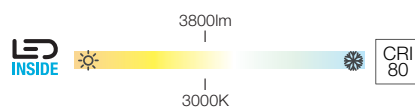


Up/Down	9625/10225lm 3000/4000K	A → G D
---------	----------------------------	------------



■ Abhängeset 1,5m Art. Nr. 135250	
□ Abhängeset 1,5m Art. Nr. 135251	
■ Abhängeset 1,5m Art. Nr. 135254	
□ Abhängeset 5m Art. Nr. 1001950	
■ Abhängeset 5m Art. Nr. 1001951	
■ Abhängeset 5m Art. Nr. 1001952	

Variante	Art. Nr.
Up: 125/125lm 3000/4000K CRI80 Down: 9500/10100lm 3000/4000K CRI80	
■ schwarz	1001890
Up: 125/125lm 3000/4000K CRI80 Down: 9500/10100lm 3000/4000K CRI80	
□ weiß	1001891
Up: 125/125lm 3000/4000K CRI80 Down: 9500/10100lm 3000/4000K CRI80	
■ grau	1001892

MEDO 60
CL, quadratisch, DALI

220-240V ~50/60Hz | 1000mA
Systemleistung: 39W
Material: Aluminium / Acryl



1002882	3800lm 3000K	A → G E
---------	-----------------	------------



■ Abhängeset 1,5m Art. Nr. 135250	
□ Abhängeset 1,5m Art. Nr. 135251	
■ Abhängeset 1,5m Art. Nr. 135254	
□ Abhängeset 5m Art. Nr. 1001950	
■ Abhängeset 5m Art. Nr. 1001951	
■ Abhängeset 5m Art. Nr. 1001952	

Variante	Art. Nr.
3800lm 3000K CRI80	
□ weiß	1002882

