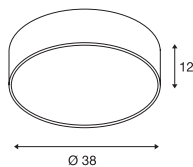
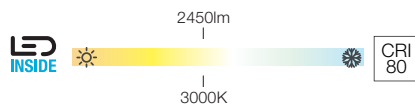


MEDO 40  
CL, 1-10V

220-240V ~50/60Hz | 700mA  
Systemleistung: 28W  
Material: Aluminium / Polymethylacrylat (PMMA)  
• Abhängeset exkl.

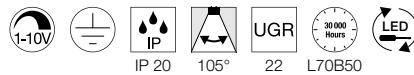
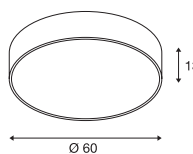
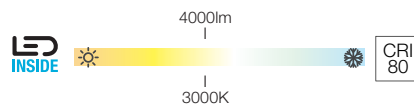



		A → G
1000864, 1000865, 1000866	2450lm 3000K	A → G E



■ Abhängeset 1,5m Art. Nr. 135250	
□ Abhängeset 1,5m Art. Nr. 135251	
■ Abhängeset 1,5m Art. Nr. 135254	
□ 1-10V Dimming Art. Nr. 470505	
□ Abhängeset 5m Art. Nr. 1001950	
■ Abhängeset 5m Art. Nr. 1001951	
■ Abhängeset 5m Art. Nr. 1001952	

Variante	Art. Nr.
2450lm   3000K   CRI80 ■ schwarz	1000864
2450lm   3000K   CRI80 □ weiß	1000865
2450lm   3000K   CRI80 ■ grau	1000866

MEDO 60  
CL, 1-10V

220-240V ~50/60Hz | 1000mA  
Systemleistung: 38W  
Material: Aluminium / Polymethylacrylat (PMMA)  
• Abhängeset exkl.

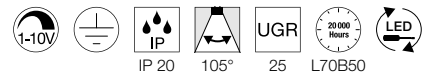
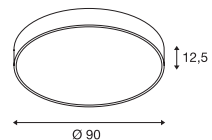
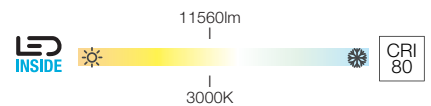


		A → G
135120, 135121, 135124	4000lm 3000K	A → G D



■ Abhängeset 1,5m Art. Nr. 135250	
□ Abhängeset 1,5m Art. Nr. 135251	
■ Abhängeset 1,5m Art. Nr. 135254	
□ 1-10V Dimming Art. Nr. 470505	
□ Abhängeset 5m Art. Nr. 1001950	
■ Abhängeset 5m Art. Nr. 1001951	
■ Abhängeset 5m Art. Nr. 1001952	

Variante	Art. Nr.
4000lm   3000K   CRI80 ■ schwarz	135120
4000lm   3000K   CRI80 □ weiß	135121
4000lm   3000K   CRI80 ■ grau	135124

MEDO 90  
CL, 1-10V

220-240V ~50/60Hz | 2900mA  
Systemleistung: 109W  
Material: Aluminium / Polymethylacrylat (PMMA)  
• Abhängeset exkl.

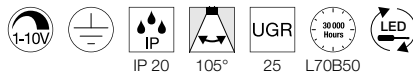
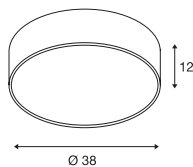
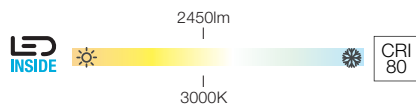


		A → G
135170, 135171, 135174	11560lm 3000K	A → G D



■ Abhängeset 1,5m Art. Nr. 135250	
□ Abhängeset 1,5m Art. Nr. 135251	
■ Abhängeset 1,5m Art. Nr. 135254	
□ 1-10V Dimming Art. Nr. 470505	
□ Abhängeset 5m Art. Nr. 1001950	
■ Abhängeset 5m Art. Nr. 1001951	
■ Abhängeset 5m Art. Nr. 1001952	

Variante	Art. Nr.
11560lm   3000K   CRI80 ■ schwarz	135170
11560lm   3000K   CRI80 □ weiß	135171
11560lm   3000K   CRI80 ■ grau	135174

MEDO 40  
CL, 1-10V

220-240V ~50/60Hz | 700mA  
Systemleistung: 28W  
Material: Aluminium / Polymethylacrylat (PMMA)  
• Abhängeset exkl.

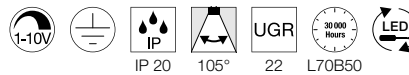
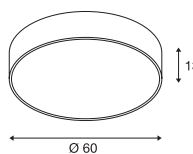
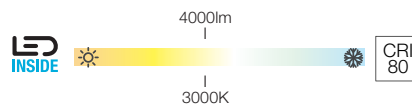


		A → G
1000864, 1000865, 1000866	2450lm 3000K	A → G E



■ Abhängeset 1,5m Art. Nr. 135250	
□ Abhängeset 1,5m Art. Nr. 135251	
■ Abhängeset 1,5m Art. Nr. 135254	
□ 1-10V Dimming Art. Nr. 470505	
□ Abhängeset 5m Art. Nr. 1001950	
■ Abhängeset 5m Art. Nr. 1001951	
■ Abhängeset 5m Art. Nr. 1001952	

Variante	Art. Nr.
2450lm   3000K   CRI80 ■ schwarz	1000864
2450lm   3000K   CRI80 □ weiß	1000865
2450lm   3000K   CRI80 ■ grau	1000866

MEDO 60  
CL, 1-10V

220-240V ~50/60Hz | 1000mA  
Systemleistung: 38W  
Material: Aluminium / Polymethylacrylat (PMMA)  
• Abhängeset exkl.

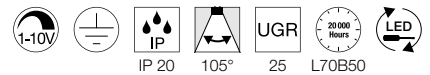
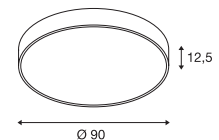
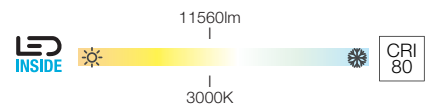


		A → G
135120, 135121, 135124	4000lm 3000K	A → G D



■ Abhängeset 1,5m Art. Nr. 135250	
□ Abhängeset 1,5m Art. Nr. 135251	
■ Abhängeset 1,5m Art. Nr. 135254	
□ 1-10V Dimming Art. Nr. 470505	
□ Abhängeset 5m Art. Nr. 1001950	
■ Abhängeset 5m Art. Nr. 1001951	
■ Abhängeset 5m Art. Nr. 1001952	

Variante	Art. Nr.
4000lm   3000K   CRI80 ■ schwarz	135120
4000lm   3000K   CRI80 □ weiß	135121
4000lm   3000K   CRI80 ■ grau	135124

MEDO 90  
CL, 1-10V

220-240V ~50/60Hz | 2900mA  
Systemleistung: 109W  
Material: Aluminium / Polymethylacrylat (PMMA)  
• Abhängeset exkl.



		A → G
135170, 135171, 135174	11560lm 3000K	A → G D



■ Abhängeset 1,5m Art. Nr. 135250	
□ Abhängeset 1,5m Art. Nr. 135251	
■ Abhängeset 1,5m Art. Nr. 135254	
□ 1-10V Dimming Art. Nr. 470505	
□ Abhängeset 5m Art. Nr. 1001950	
■ Abhängeset 5m Art. Nr. 1001951	
■ Abhängeset 5m Art. Nr. 1001952	

Variante	Art. Nr.
11560lm   3000K   CRI80 ■ schwarz	135170
11560lm   3000K   CRI80 □ weiß	135171
11560lm   3000K   CRI80 ■ grau	135174