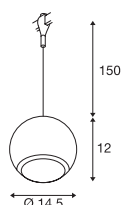





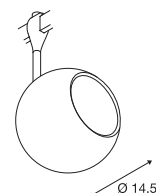
LIGHT EYE® 150 EASYTEC® II, PD, QPAR111



IP 20 150

220-240V ~50/60Hz
Material: Stahl

LIGHT EYE® 150 TRACK EASYTEC® II, QPAR111



IP 20 350° 90°

220-240V ~50/60Hz
Material: Stahl



GU10 <75W



QPAR111 | 12.5W | 30°
2700K | 950lm | EEK=F
13kWh/1000h

Art. Nr. 1005276



GU10 <75W



QPAR111 | 12.5W | 30°
2700K | 950lm | EEK=F
13kWh/1000h

Art. Nr. 1005276

Variante	Art. Nr.
1xGU10	
■ schwarz	184590
1xGU10	
■ schwarz/chrom	185590

Variante	Art. Nr.
1xGU10	
■ schwarz/chrom	185580