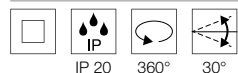
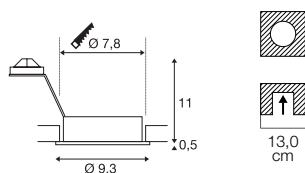


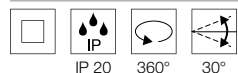
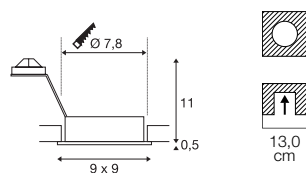
NEW TRIA 78 DL, rund, QPAR51



220-240V ~50/60Hz
Material: Aluminium

- Blattfedern
- Materialstärke Einbaufäche: 20 mm max

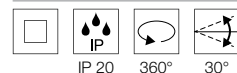
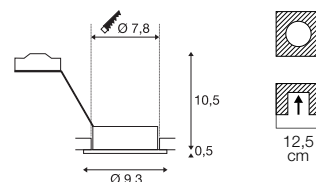
NEW TRIA 78 DL, eckig, QPAR51



220-240V ~50/60Hz
Material: Aluminium

- Blattfedern
- Materialstärke Einbaufäche: 20 mm max

NEW TRIA 78 DL, rund, QPAR51



220-240V ~50/60Hz
Material: Aluminium

- Clipfedern
- Materialstärke Einbaufäche: 18 mm max



GU10 <50W



LED GU10 | 6W | 36°
2700K | 900lm | EEK=G
6kWh/1000h

Art. Nr. 1005273



GU10 <50W



LED GU10 51mm | 4W | 36°
2700K | 270lm | EEK=G
4kWh/1000h

Art. Nr. 1004972



GU10 <50W



LED GU10 51mm | 4W | 36°
3000K | 280lm | EEK=F
4kWh/1000h

Art. Nr. 1004973



Variante	Art. Nr.
1xGU10	
■ schwarz	111710
1xGU10	
□ weiß	111711
1xGU10	
■ aluminium	111716

Variante	Art. Nr.
1xGU10	
■ schwarz	111720
1xGU10	
□ weiß	111721
1xGU10	
■ aluminium	111726

Variante	Art. Nr.
1xGU10	
■ schwarz	113490
1xGU10	
□ weiß	113510
1xGU10	
■ aluminium	111360