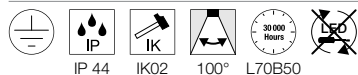
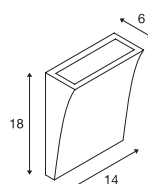
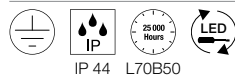
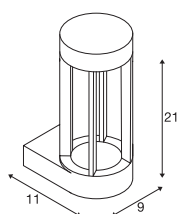
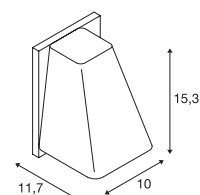



DELWA
WL

220-240V ~50/60Hz | 700mA
Systemleistung: 10W
Material: Aluminium / Glas

SLOTS
WL

220-240V ~50/60Hz
Systemleistung: 4,5W
Material: Aluminium / Glas

WALLYX
WL, QPAR51

220-240V ~50/60Hz
Material: Aluminium / Glas



		A → G
1000342, 1000340	840lm 3000K	A t G E

Variante	Art. Nr.
840lm 3000K CRI80 ■ anthrazit	1000342
840lm 3000K CRI80 □ weiß	1000340



		A → G
231805, 231807	140lm 3000K	A t G E

Variante	Art. Nr.
140lm 3000K CRI80 ■ anthrazit	231805
140lm 3000K CRI80 ■ rost	231807



GU10 <50W L: 7,6 cm



LED GU10 51mm | 4W | 36°
2700K | 270lm | EEK=G
4kWh/1000h

Art. Nr. 1004972

Variante	Art. Nr.
1xGU10 ■ anthrazit	227195
1xGU10 ■ grau	227194

