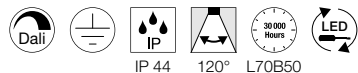
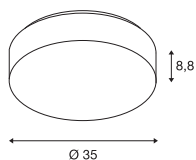
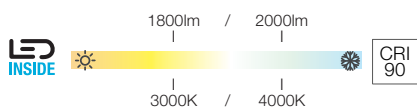


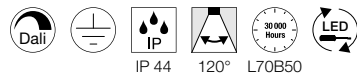
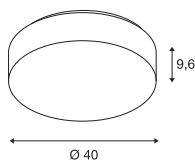
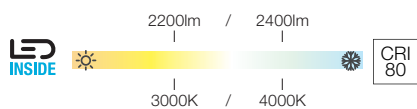


LIPSY® 40
CW, Drum, DALI



220-240V ~50/60Hz | 500mA
Systemleistung: 18W
Material: Aluminium / Polycarbonat (PC)

LIPSY® 50
CW, Drum, DALI



220-240V ~50/60Hz | 500mA
Systemleistung: 21W
Material: Aluminium / Polycarbonat (PC)



1002940	1800/2000lm 3000/4000K	A → G A ↑ C

Variante Art. Nr.
1800/2000lm | 3000/4000K | CRI90
□ weiß 1002940



1002941	2200/2400lm 3000/4000K	A → G A ↑ C

Variante Art. Nr.
2200/2400lm | 3000/4000K | CRI80
□ weiß 1002941

1002940 330

