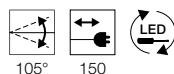
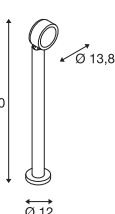
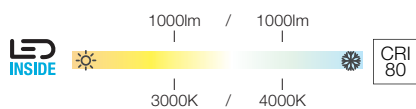
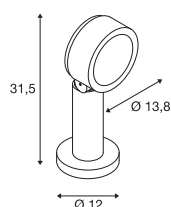
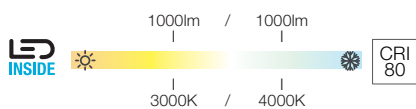


ESKINA 30 Pole

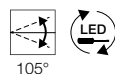


ESKINA 80 Pole



220-240V ~50/60Hz | 350mA
Systemleistung: 14,5W
Material: Aluminium

- IP44 Schutzkontaktstecker



220-240V ~50/60Hz | 350mA
Systemleistung: 14,5W
Material: Aluminium



1002906	1000lm 3000/4000K	A → G E
---------	----------------------	------------



■ Erdspeiß
Art. Nr. 230060



1002907	1000lm 3000/4000K	A → G E
---------	----------------------	------------




■ Erdspeiß
Art. Nr. 230060

Variante	Art. Nr.
1000lm 3000/4000K CRI80	
■ anthrazit	1002906

Variante	Art. Nr.
1000lm 3000/4000K CRI80	
■ anthrazit	1002907



1002906 516

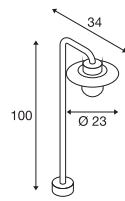
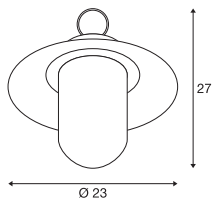


1002907 516

MOLAT PD, E27

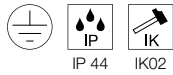


MOLAT Pole, E27



220-240V ~50/60Hz
Material: Aluminium / Glas

- IP44 Schutzkontaktstecker
- Kette für Abhängung inkl.



220-240V ~50/60Hz
Material: Aluminium / Glas



E27 60W
Ø: 6,5 cm L: 14,5 cm



LED E27 | 7,5W | 320°
2500K | 700lm | EEK=F
8kWh/1000h

Art. Nr. 1005265



E27 60W
Ø: 6,5 cm L: 14,5 cm



LED E27 | 7,5W | 320°
2500K | 700lm | EEK=F
8kWh/1000h

Art. Nr. 1005265



Deckenrosette
Art. Nr. 1000398

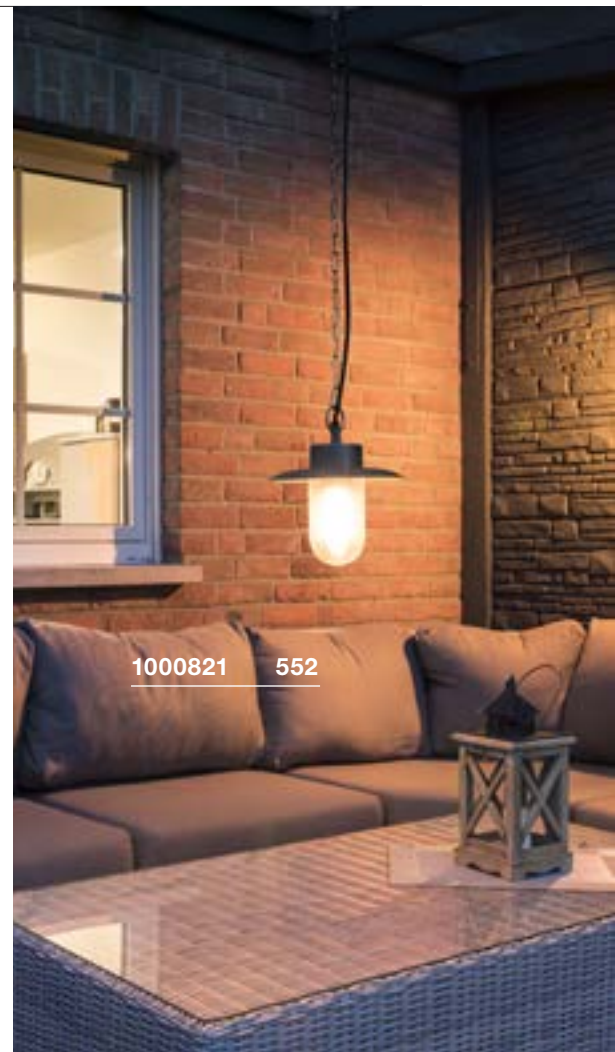


Erdspieß
Art. Nr. 230060



Variante	Art. Nr.
1xE27	
■ anthrazit	1000821

Variante	Art. Nr.
1xE27	
■ anthrazit	1000822



1000821 552



1000822 552



VAP SLIM 30

Pole, E27

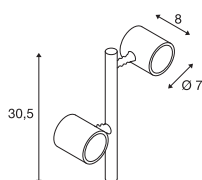


SOCKET INSIDE                                               



MYRA SPOT

Double, GU10



220-240V ~50/60Hz
Material: Aluminium

- Die Leuchtenhöhe kann max. durch 2 Verlängerungsstäbe erhöht werden.
- Offenes Kabelende



GU10 <4,5W
Ø: 5 cm L: 5,7 cm



LED GU10 51mm | 4W | 36°
2700K | 270lm | EEK=G
4kWh/1000h

Art. Nr. 1004972

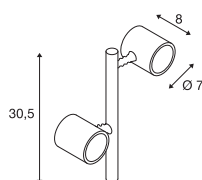


■ Betonanker
Art. Nr. 228712
■ Schraubenset
Art. Nr. 228752
■ Standfuß
Art. Nr. 233144
■ Verlängerungsstab
Art. Nr. 233164

Variante	Art. Nr.
2xGU10 ■ grau	233184

MYRA SPOT

Double, GU10



220-240V ~50/60Hz
Material: Aluminium

- Die Leuchtenhöhe kann max. durch 2 Verlängerungsstäbe erhöht werden.
- Offenes Kabelende



GU10 <4,5W
Ø: 5 cm L: 5,7 cm



LED GU10 51mm | 4W | 36°
3000K | 270lm | EEK=G
4kWh/1000h

Art. Nr. 1004973

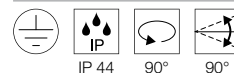
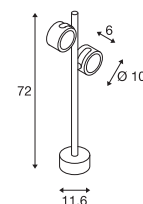


■ Betonanker
Art. Nr. 228712
■ Schraubenset
Art. Nr. 228752
■ Standfuß
Art. Nr. 233145
■ Verlängerungsstab 30 cm
Art. Nr. 233165

Variante	Art. Nr.
2xGU10 ■ anthrazit	233185

SITRA 360

Pole, TCR-TSE



220-240V ~50/60Hz
Material: Aluminium / Glas

- Die Leuchtenhöhe kann max. durch 2 Verlängerungsstäbe erhöht werden.
- Offenes Kabelende



GX53 <9W
Ø: 7,5 cm L: 3,5 cm



LED GX53 | 6W | 120°
4000K | 550lm | EEK=F
6kWh/1000h

Art. Nr. 1005269



■ Erdspeiß
Art. Nr. 230060

Variante	Art. Nr.
2xGX53 ■ anthrazit	231505